



**British Rail**

**Signal Instruction  
No. 4 C.D.**

**SOUTHERN REGION—CENTRAL DIVISION**

**Instructions to all concerned as to**

**THE ALTERATIONS TO COLOUR LIGHT SIGNALLING**

**BETWEEN**

**NEW CROSS GATE, NORWOOD JUNCTION AND**

**CRYSTAL PALACE 'C'**

**ON**

**SATURDAY 14th JUNE 1969**

**and**

**SUNDAY 15th JUNE 1969**

---

---

Rules 77, 78, 79 and 80 to be observed. Drivers to keep a good look-out for hand signals

---

---

Commencing at 00 05 on **Saturday 14th June**, alterations will be made to signalling controlled from Forest Hill signal box.

Signals LC 42, LC 47 and LC 36 will be renumbered JC 160, JC 162 and JC 164 respectively, the telephones at these signals providing communication to Norwood Junction signal box as indicated on the diagram accompanying this notice.

The down Through to down Local crossover at Forest Hill, 325 yards New Cross Gate side of the signal box, and the down and up Sydenham Spur lines will be temporarily put out of use until the work as shown for Sunday 15th June is completed.

---

Commencing at 00 10 on **Sunday 15th June**, Forest Hill signal box will be abolished and on completion of this work the signalling will be as shown on the enclosed diagram.

---

Controlled signals will be fitted with a plate bearing prefix letters and number, the letters indicating the signal box from which they are controlled as follows:—

Signal box	Prefix
New Cross Gate .. .. .	MC
Norwood Junction .. .. .	JC
Crystal Palace " C " .. .. .	CFB

Automatic signals will be prefixed with the letters " CA ".

Telephones will be provided at, or adjacent to, signals and certain points as indicated on the diagram.

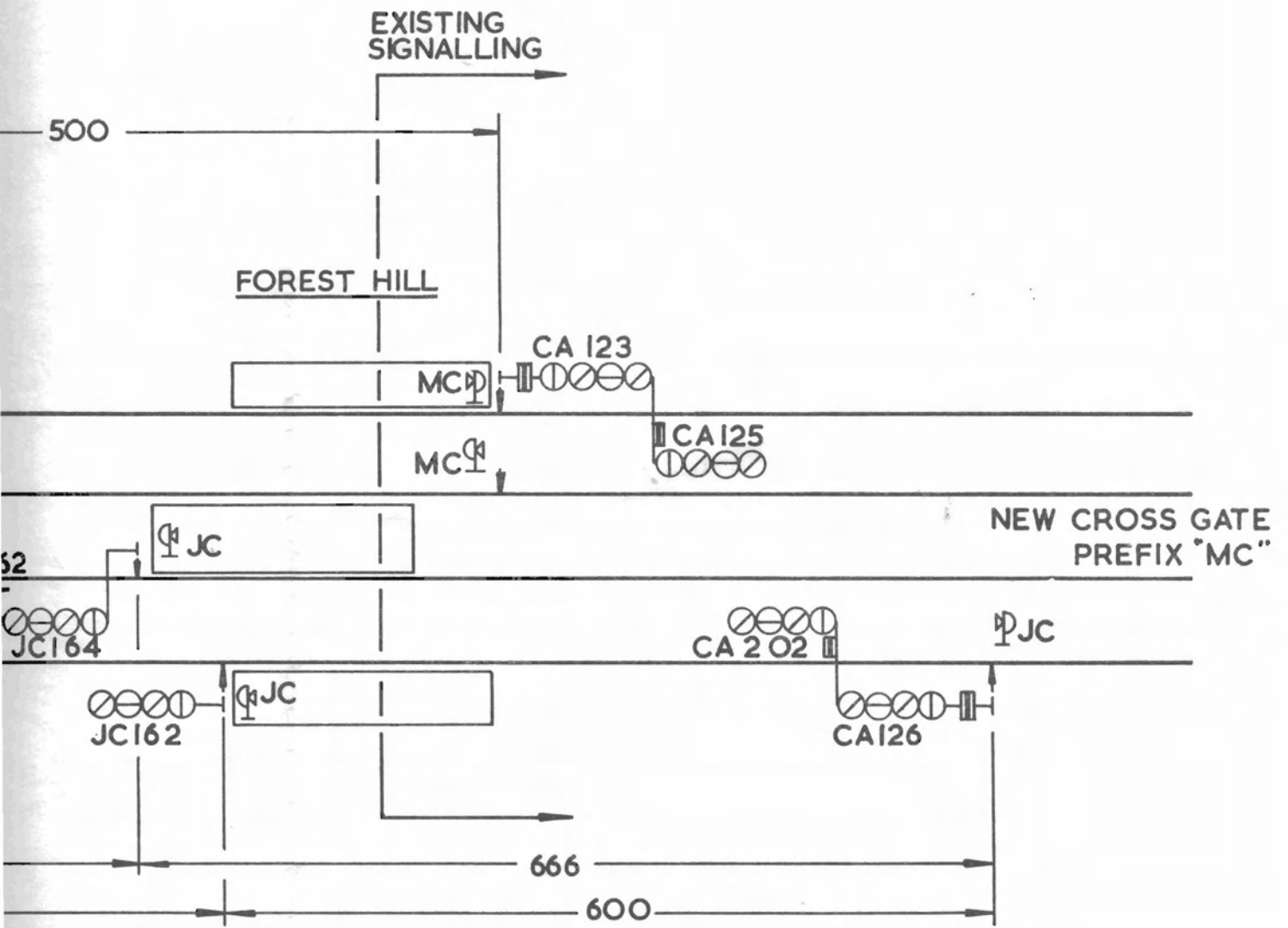
### APPLICATION OF RUNNING SIGNALS ASSOCIATED WITH JUNCTION INDICATORS

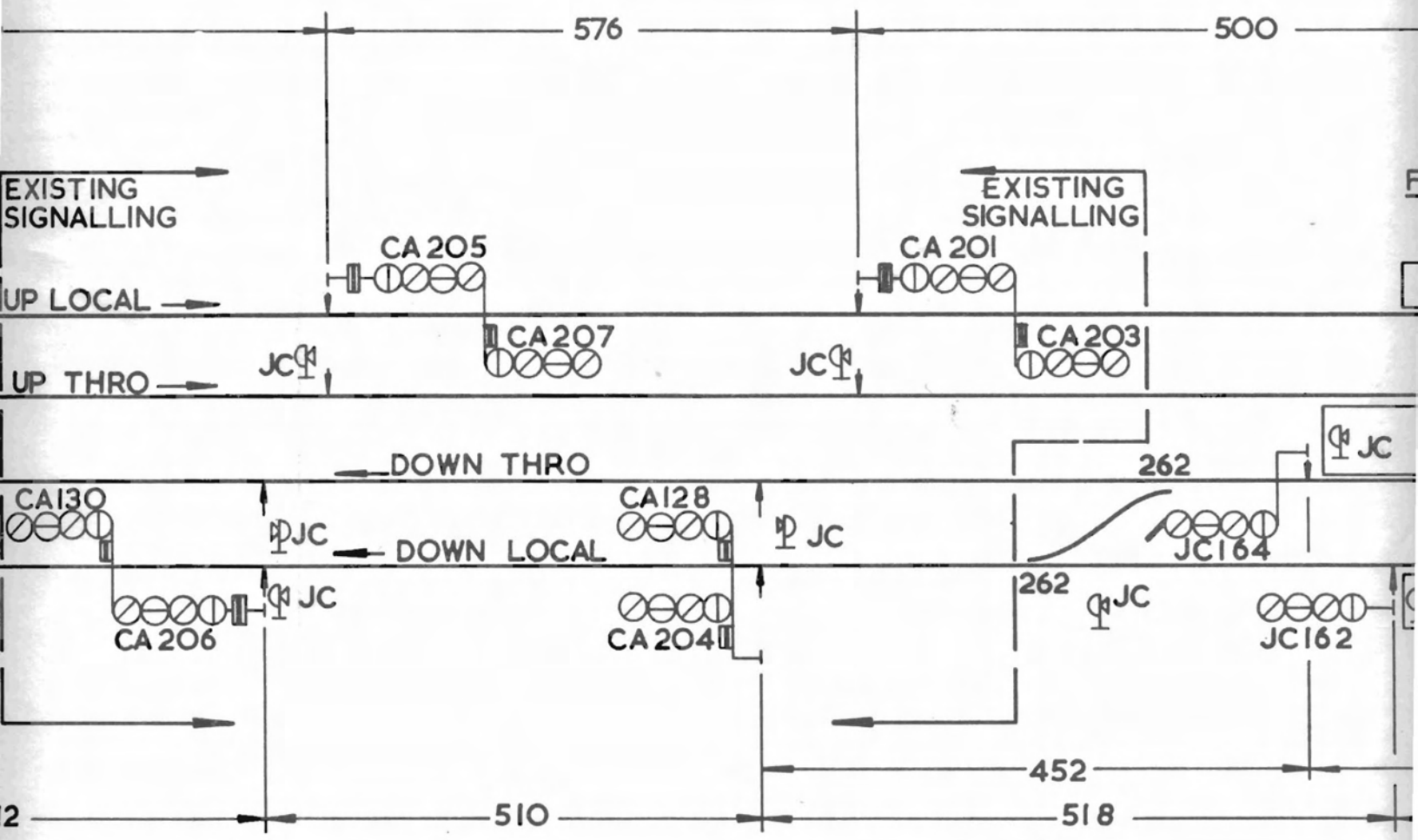
Signal No.	Type R — Running S — Subsidiary	Indication	Application
160	R	o o o 	Down Local to Down Sydenham Spur
	R	NIL	Along Down Local
164	R	o o o 	Down Through to Down Local
	R	NIL	Along Down Through
165	R	NIL	Along Up Local
	R	o o o 	Up Local to Up Through
171	R	NIL	Along Up Local
	R	o o o 	Up Local to Up Through

Essex House,  
CROYDON  
June 1969

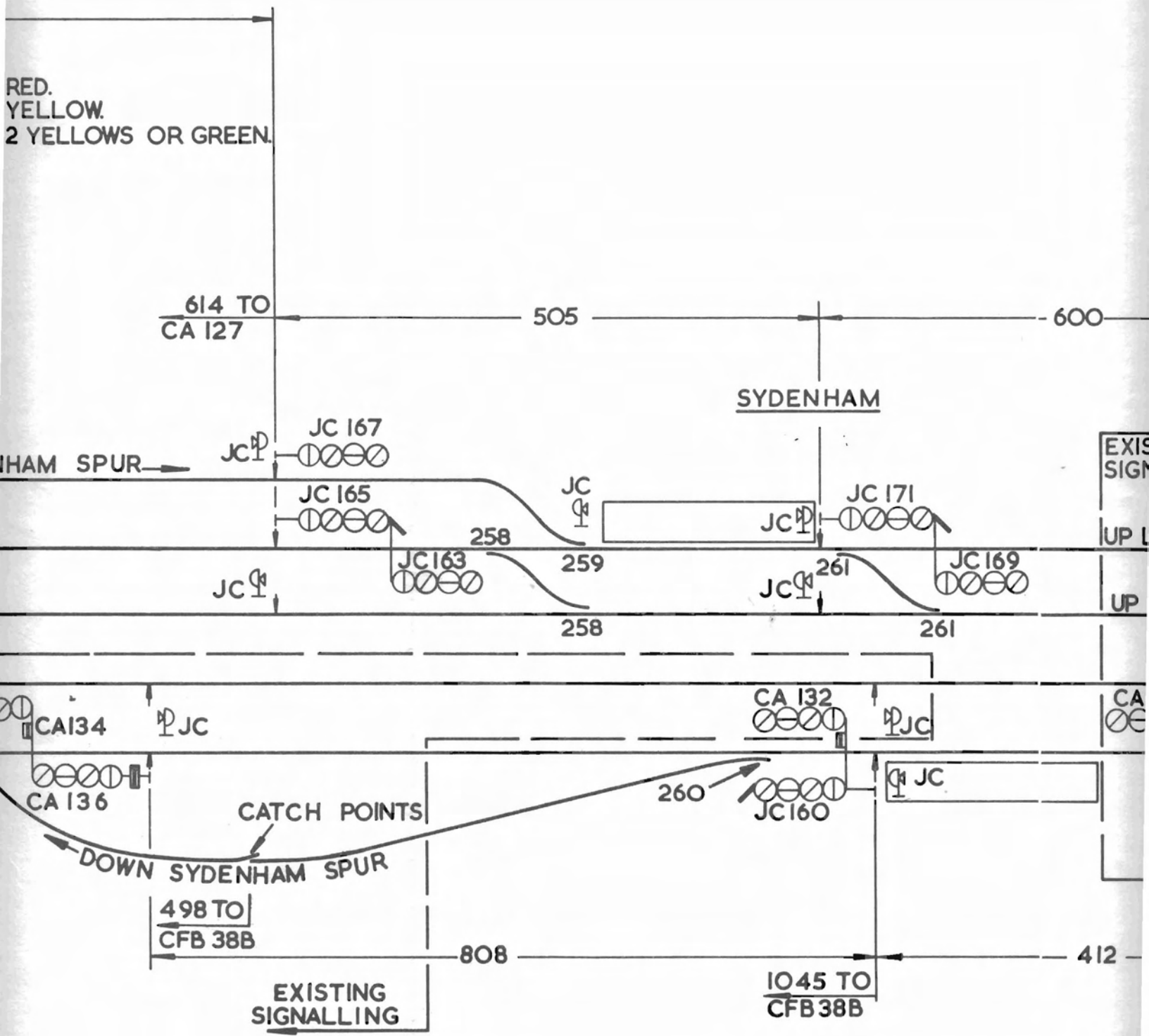
**F. HARRISON,**  
Divisional Manager.

(R/X.621/15)  
(R/SB.320/9/14)

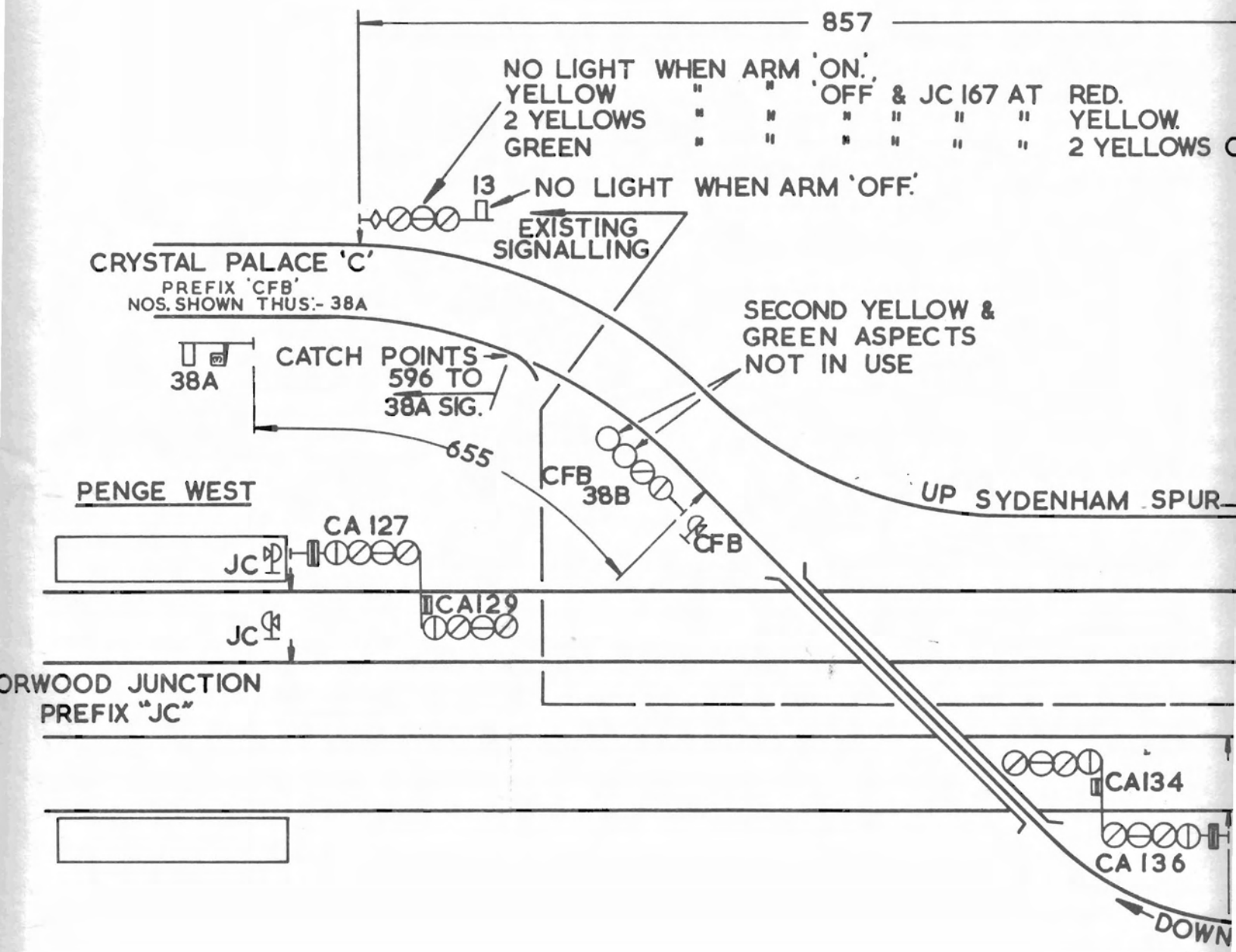




RED.  
YELLOW.  
2 YELLOWS OR GREEN.



ON



ICATOR - Rule 35(e)

CT } Rule 35(b)(i) and Rule 43

SIGNAL INSTRUCTION  
No. 4CD

ATOR (Numeral indicates total number of routes)

IT SUBSIDIARY SIGNAL (Draw ahead) -  
and Rule 44A.

-proceed aspect is two white lights at 45°)

EATING SIGNAL - Rule 42

MATIC SIGNAL - Rule 35(c)(i)

-AUTOMATIC SIGNAL - Rule 35(c)(ii)

ATOR

HT SHUNTING SIGNAL - Rule 35(b)(iii) and Rule 47

tion - one red light on left and one white light on  
ontal position.

tion - Two white lights at 45°)

with YELLOW light instead of red light

UNT INDICATOR

AME

L COMMUNICATION PLUNGER

Y TO START PLUNGER






















TARTING SIGNAL "OFF" INDICATOR

' SIGN - Rule 55

RD OR SIGNAL WHICH IS FLOODLIT DURING DARKNESS.

CES IN YARDS.

NORWOC  
PRE

-  = JUNCTION INDICATOR - Rule 35(e)
  -  = GREEN ASPECT
  -  = YELLOW ASPECT
  -  = RED ASPECT
- } Rule 35(b)(i) and Rule 43
-  = ROUTE INDICATOR (Numeral indicates total number of routes)
  -  = POSITION LIGHT SUBSIDIARY SIGNAL (Draw ahead) - Rule 35(b)(iii) and Rule 44A.  
(Normally out-proceed aspect is two white lights at 45°)
  -  = BANNER REPEATING SIGNAL - Rule 42
  -  Denotes AUTOMATIC SIGNAL - Rule 35(c)(i)
  -  Denotes SEMI-AUTOMATIC SIGNAL - Rule 35(c)(ii)
  -  = A.W.S. INDUCTOR
  -  = TELEPHONE
  -  = POSITION LIGHT SHUNTING SIGNAL - Rule 35(b)(iii) and Rule 47  
(Normal indication - one red light on left and one white light on right in horizontal position.  
Proceed indication - Two white lights at 45°)
  -  Y = As above but with YELLOW light instead of red light
  -  = LIMIT OF SHUNT INDICATOR
  -  = SIGNAL BOX
  -  = GROUND FRAME
  -  R.B.C. = RETURN BELL COMMUNICATION PLUNGER
  -  T.R.T.S. = TRAIN READY TO START PLUNGER
  -  = PLATFORM STARTING SIGNAL "OFF" INDICATOR
  -  = "DIAMOND" SIGN - Rule 55
  -  = NOTICE BOARD or SIGNAL WHICH IS FLOODLIT DURING DARKNESS.

ALL DISTANCES IN YARDS.